



Opto Plus LED Corp.
0.40" SMD Type LED Display
OPS-AQ4020SB | OPS-AQ4020SB

● **EDIT HISTORY**

Version A: Jan. 08, 2021

Preliminary Spec.



Opto Plus LED Corp.

0.40" SMD Type LED Display

OPS-AQ4020SB | OPS-AQ4020SB

● FEATURES

- 0.4 inch (10.16 mm) digit height.
- SMD type.
- Low current operation.
- RoHS Compliant, Pb Free.

● DESCRIPTION

The device are 0.4 inch (10.16 mm) height Quadruple digit 7-segment displays.

The device is Opto Plus LED Corp standard LED Display.

This device utilizes Super Bright Blue LED chip which are made from InGaN on a Transparent GaN, substrate.

The device has face and segment option, please refer to **PRODUCT APPEARANCE**.

● DEVICE

PART NO.	DESCRIPTION
OPS-AQ4020SB-GW	Common Anode Gray face White segment
OPS-AQ4021SB-GW	Common Cathode Gray face White segment
OPS-AQ4020SB-BW	Common Anode Black face White segment
OPS-AQ4021SB-BW	Common Cathode Black face White segment

RoHS Compliance



Pb Free.



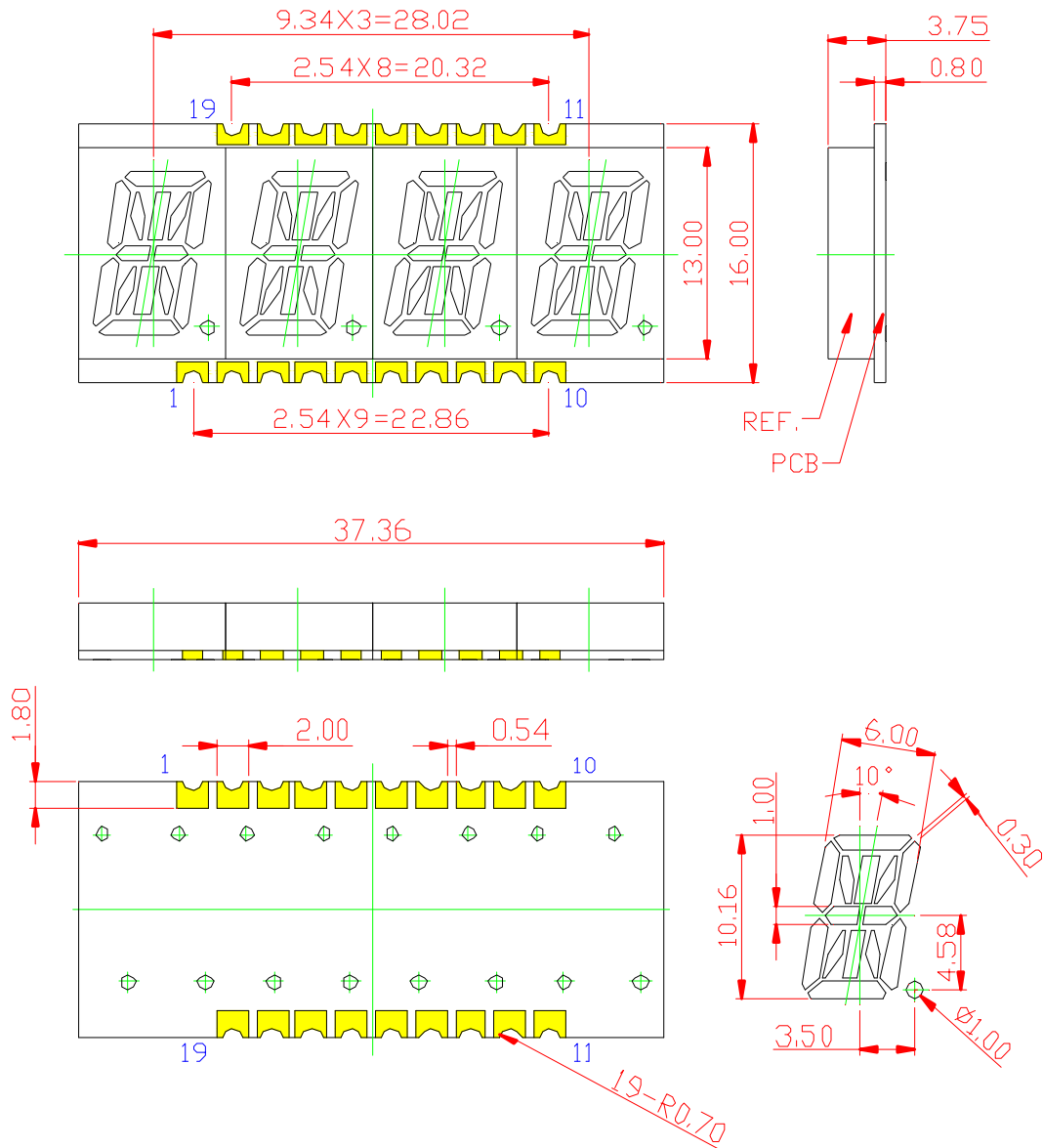


Opto Plus LED Corp.

0.40" SMD Type LED Display

OPS-AQ4020SB | OPS-AQ4020SB

● MECHANICAL DIMENSIONS



NOTES: All dimensions are in millimeters. Tolerances are ± 0.25 mm unless otherwise noted.

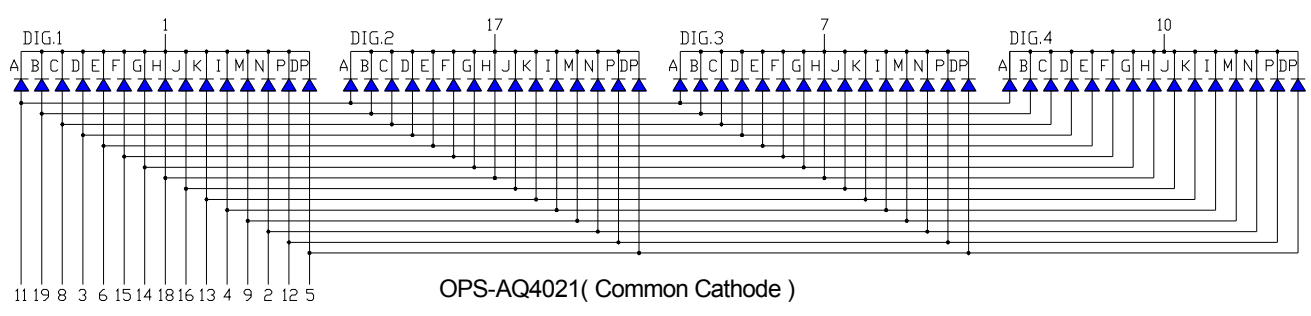
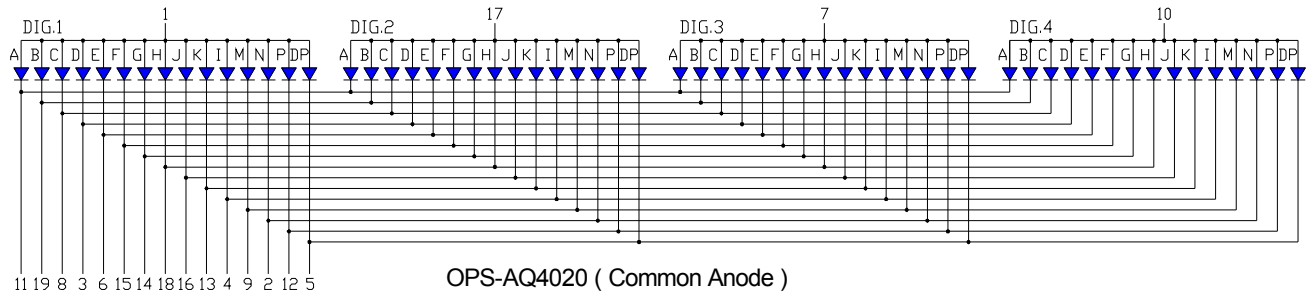
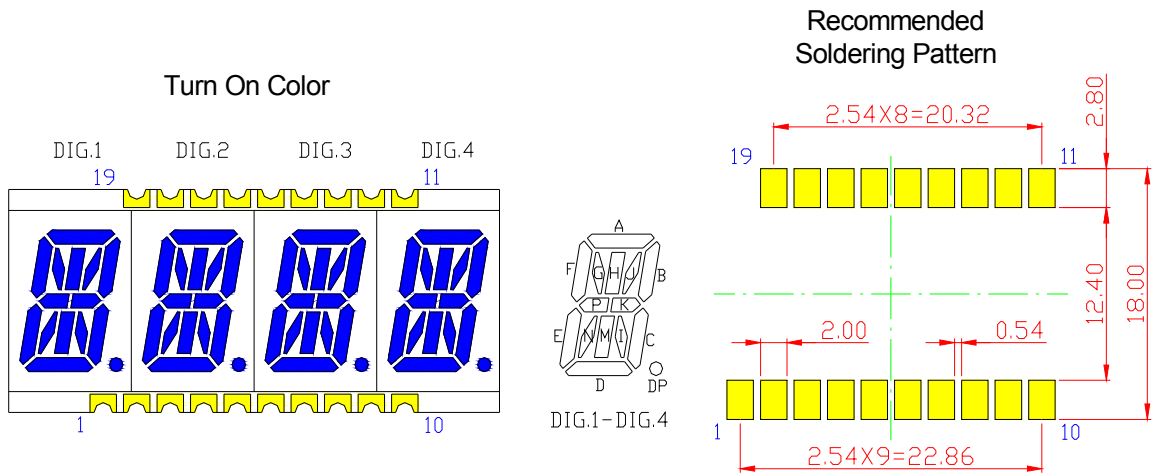


Opto Plus LED Corp.

0.40" SMD Type LED Display

OPS-AQ4020SB | OPS-AQ4020SB

● TYPICAL INTERNAL EQUIVALENT CIRCUIT



※EMITTED COLOR : SUPER BRIGHT BLUE



www.opledtw.com

Opto Plus LED Corp.

0.40" SMD Type LED Display

OPS-AQ4020SB | OPS-AQ4020SB

● PRODUCT APPEARANCE

The most common reflector color and segment color are show in below diagram.

-GW	-BW
※ REFLECTOR COXLOR: Gray ※ SEGMENT COLOR: White	※ REFLECTOR COLOR: Black ※ SEGMENT COLOR: White

Opto Plus can customize reflector and segment colors by customer's request. If you have these request please visit www.opledtw.com or contact sales@opledtw.com for more **Standard Product Customization** information.

Part NO. related to reflector and segment colors show as table below.

PART NO.	DESCRIPTION
OPS-AQ4020SB-GW	Common Anode Gray face White segment
OPS-AQ4021SB-GW	Common Cathode Gray face White segment
OPS-AQ4020SB-BW	Common Anode Black face White segment
OPS-AQ4021SB-BW	Common Cathode Black face White segment



Opto Plus LED Corp.
0.40'' SMD Type LED Display
OPS-AQ4020SB | OPS-AQ4020SB

● **SB: SUPER BRIGHT BLUE (InGaN/GaN)**

ABSOLUTE MAXIMUM RATING AT Ta=25°C

Parameter	Symbol	Maximum Rating	Unit
Power dissipation	P_{AD}	90	mW
Continuous forward current	I_{AF}	30	mA
Peak current (duty cycle 1/10, 1kHz)	I_{PF}	60	mA
Reverse voltage	V_R	5	V
Operating temperature	T_{OPR}	-40 to +105	°C
Storage temperature	T_{STG}	-40 to +105	°C

ELECTRICAL - OPTICAL CHARACTERISTICS AT Ta=25°C

Characteristic	Symbol	Condition	Min.	Type.	Max.	Unit
Forward Voltage, (Per Dice)	V_F	$I_F = 20\text{mA}$	-	3.0	3.4	V
Reverse Current, (Per Dice)	I_R	$V_R = 5\text{V}$	-	-	10	μA
Dominant Wavelength	λ_D	$I_F = 20\text{mA}$	464	-	474	nm
Luminous Intensity	I_V	$I_F = 20\text{mA}$	15	37.5	60	mcd
Spectral Line Half-Bandwidth	$\Delta\lambda$	$I_F = 20\text{mA}$	-	20	-	nm



Opto Plus LED Corp.
0.40" SMD Type LED Display
OPS-AQ4020SB | OPS-AQ4020SB

- SB: BIN GRADE (Unit : mcd) 20mA

Super Bright Blue	M	N	O
	15.0 – 30.0	30.1 - 45.0	45.1 - 60.0

- SB: HUE GRADE (λD : nm)

1	2	3
464.0 - 467.0	467.1 - 470.0	470.1 - 474.0

- AVAILABLE BIN / HUE TABLE

M1	M2	M3
N1	N2	N3
O1	O2	O3



Opto Plus LED Corp.

0.40'' SMD Type LED Display

OPS-AQ4020SB | OPS-AQ4020SB

● SB: SUPER BRIGHT BLUE (InGaN/GaN) CURVE

Typical Electro-optical Characteristic Curves
(25 °C Free Air Temperature Unless Otherwise Specified)

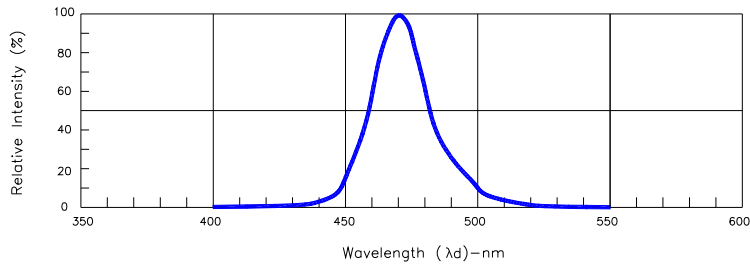


Fig.1-Relative Intensity VS. Wavelength

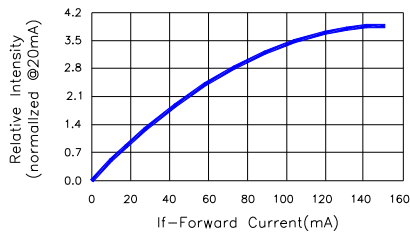


Fig.2-Relative Luminous Intensity vs. Forward Current

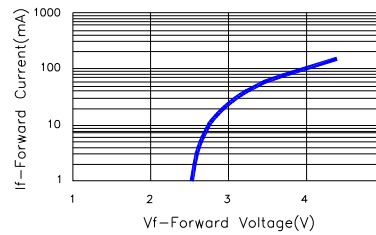


Fig.3-Forward Current vs. Forward Voltage

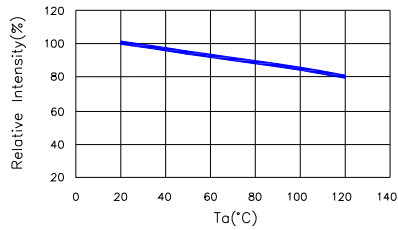


Fig.4-Relative Intensity(@20mA) VS. Ambient Temperature

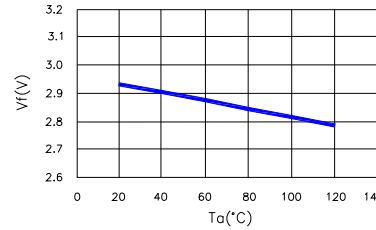


Fig.5-Forward Voltage(@20mA) VS. Ambient Temperature

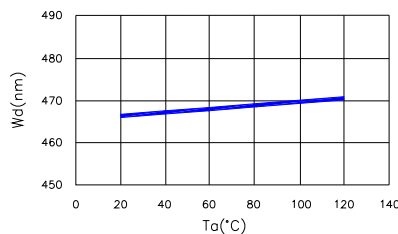


Fig.6-Dominant Wavelength(@20mA) VS. Ambient Temperature

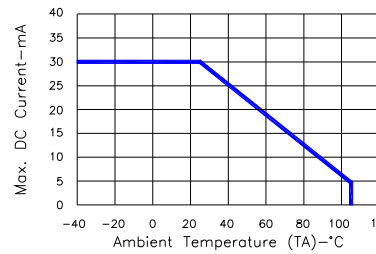


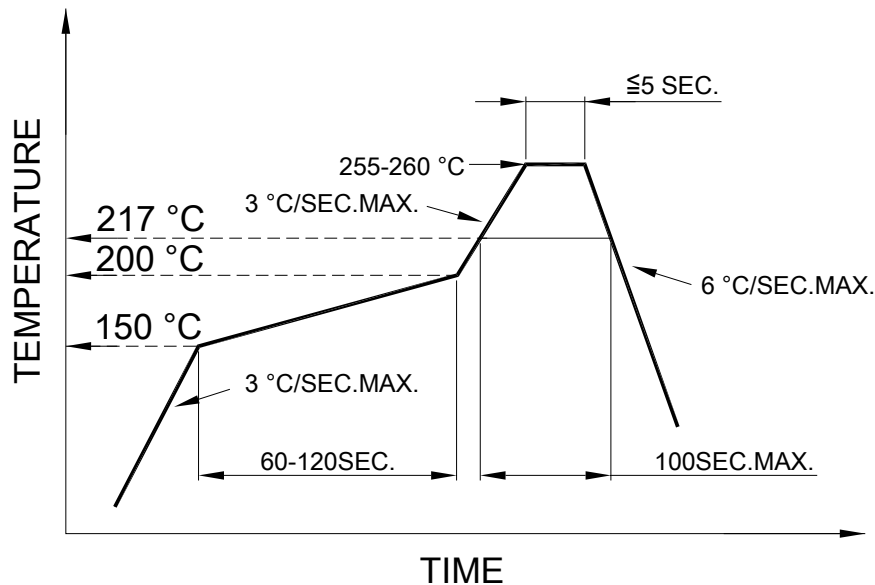
Fig.7-Max. Allowable DC Current VS. Ambient Temperature



Opto Plus LED Corp.
0.40" SMD Type LED Display
OPS-AQ4020SB | OPS-AQ4020SB

● **SMT REFLOW SOLDERING INSTRUCTIONS**

SMT Soldering Profile
 Pb free reflow soldering Profile



- We recommend the reflow temperature 245°C (+/- 5°C).
 The maximum soldering temperature should be limited to 260°C.
- Number of reflow process shall be 2 times or less.

● **SOLDERING IRON**

Basic spec is ≤ 4 sec when 260°C. If temperature is higher, time should be shorter (+10°C → 1 sec). Power dissipation of Iron should be smaller than 15W, and temperature should be controllable. Surface temperature of the device should be under 230°C.

● **REWORK**

- Customer must finish rework within 3 sec. under 350°C.
- The head of soldering iron cannot touch copper foil.