

www.opledtw.com

Opto Plus LED Corp.
0.40" SMD Type LED Display
OPS-AQ4020LR | OPS-AQ4020LR

● **EDIT HISTORY**

Version A: Jan. 08, 2021

Preliminary Spec.



Opto Plus LED Corp.

0.40" SMD Type LED Display

OPS-AQ4020LR | OPS-AQ4020LR

● FEATURES

- 0.4 inch (10.16 mm) digit height.
- SMD type.
- Low current operation.
- RoHS Compliant, Pb Free.

● DESCRIPTION

The device are 0.4 inch (10.16 mm) height Quadruple digit 7-segment displays.

The device is Opto Plus LED Corp standard LED Display.

This device utilizes Deep Red LED chip which are made from AlGaInP on a Transparent GaAs, substrate.

The device has face and segment option, please refer to **PRODUCT APPEARANCE**.

● DEVICE

PART NO.	DESCRIPTION
OPS-AQ4020LR-GW	Common Anode Gray face White segment
OPS-AQ4021LR-GW	Common Cathode Gray face White segment
OPS-AQ4020LR-BW	Common Anode Black face White segment
OPS-AQ4021LR-BW	Common Cathode Black face White segment

RoHS Compliance



Pb Free.



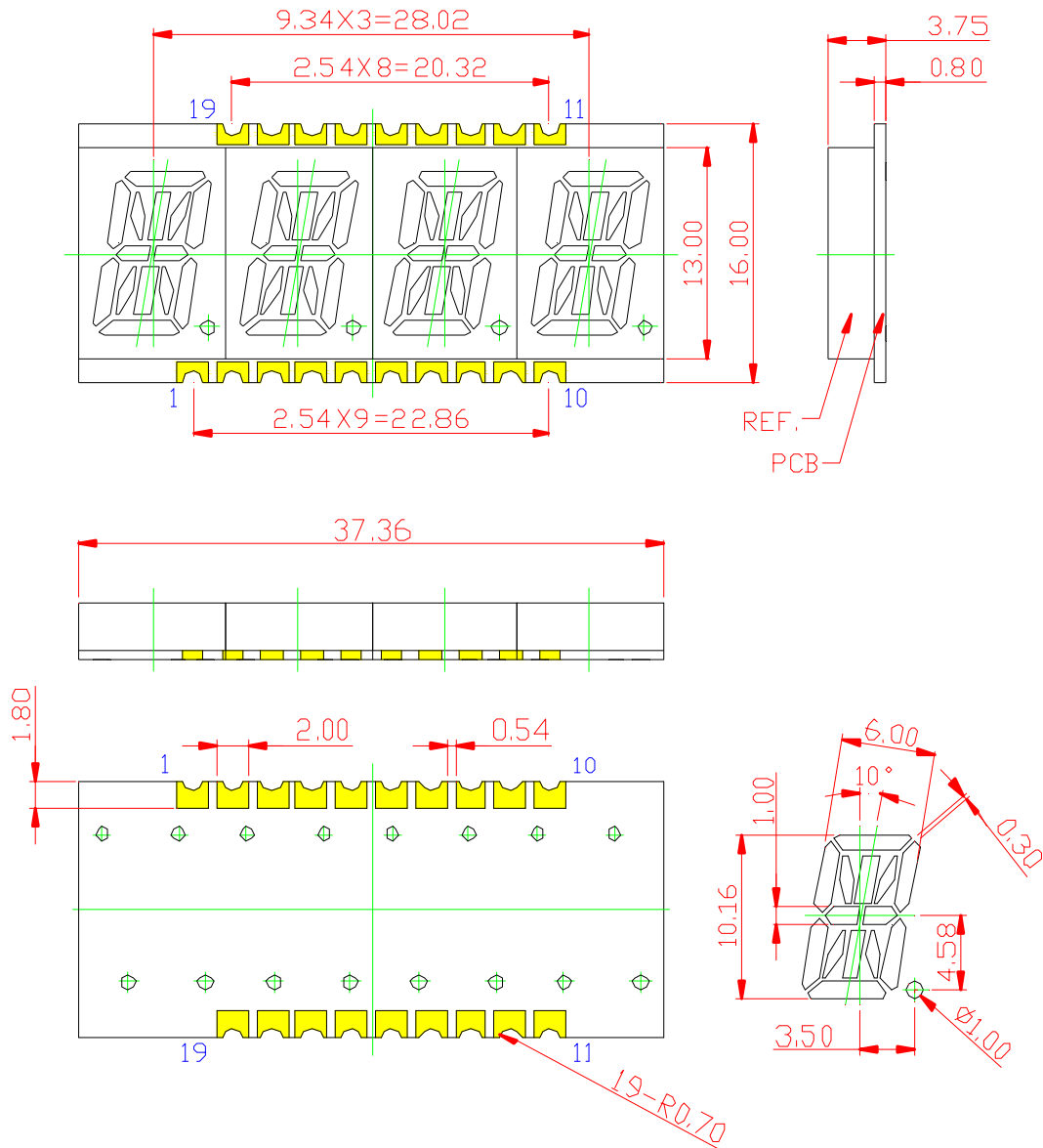


Opto Plus LED Corp.

0.40" SMD Type LED Display

OPS-AQ4020LR | OPS-AQ4020LR

● MECHANICAL DIMENSIONS



NOTES: All dimensions are in millimeters. Tolerances are ± 0.25 mm unless otherwise noted.

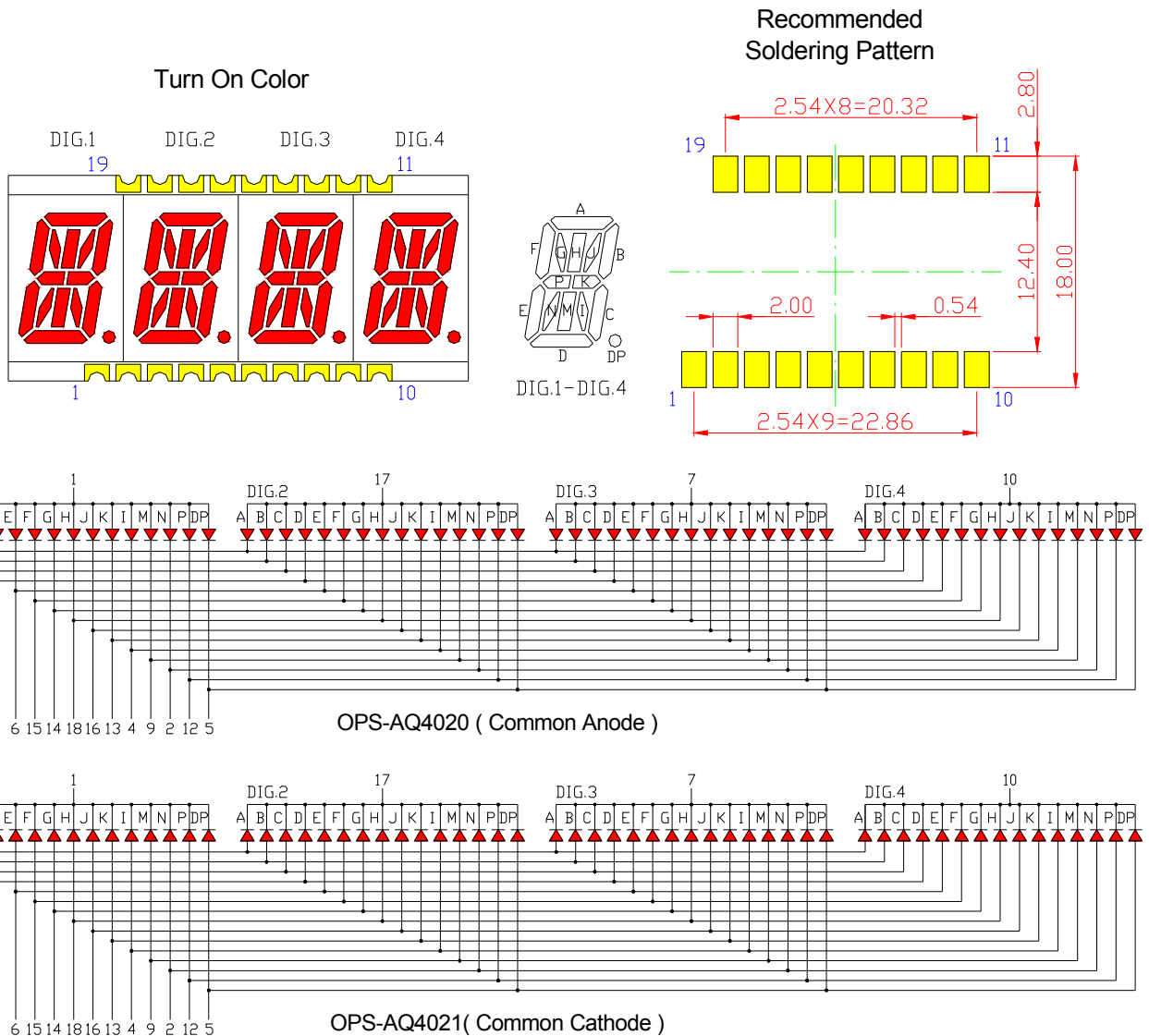


Opto Plus LED Corp.

0.40'' SMD Type LED Display

OPS-AQ4020LR | OPS-AQ4020LR

● TYPICAL INTERNAL EQUIVALENT CIRCUIT



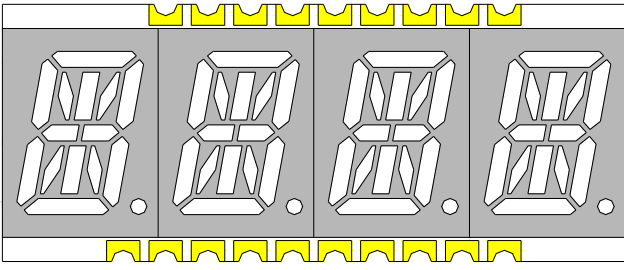
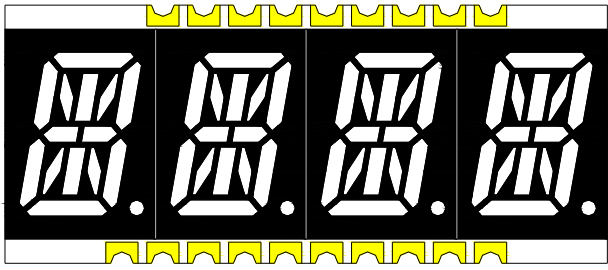
※EMITTED COLOR : DEEP RED



Opto Plus LED Corp.
0.40" SMD Type LED Display
OPS-AQ4020LR | OPS-AQ4020LR

● **PRODUCT APPEARANCE**

The most common reflector color and segment color are show in below diagram.

-GW	-BW
	
※ REFLECTOR COLOR: Gray ※ SEGMENT COLOR: White	※ REFLECTOR COLOR: Black ※ SEGMENT COLOR: White

Opto Plus can customize reflector and segment colors by customer's request. If you have these request please visit www.opledtw.com or contact sales@opledtw.com for more **Standard Product Customization** information.

Part NO. related to reflector and segment colors show as table below.

PART NO.	DESCRIPTION
OPS-AQ4020LR-GW	Common Anode Gray face White segment
OPS-AQ4021LR-GW	Common Cathode Gray face White segment
OPS-AQ4020LR-BW	Common Anode Black face White segment
OPS-AQ4021LR-BW	Common Cathode Black face White segment



www.opledtw.com

Opto Plus LED Corp. 0.40'' SMD Type LED Display OPS-AQ4020LR | OPS-AQ4020LR

● LR: DEEP RED (AlGaInP/GaAs)

ABSOLUTE MAXIMUM RATING AT Ta=25°C

Parameter	Symbol	Maximum Rating	Unit
Power dissipation	P_{AD}	48	mW
Continuous forward current	I_{AF}	20	mA
Peak current (duty cycle 1/10, 1kHz)	I_{PF}	40	mA
Reverse voltage	V_R	5	V
Operating temperature	T_{OPR}	-40 to +105	°C
Storage temperature	T_{STG}	-40 to +105	°C

ELECTRICAL - OPTICAL CHARACTERISTICS AT Ta=25°C

Characteristic	Symbol	Condition	Min.	Type.	Max.	Unit
Forward Voltage, (Per Dice)	V_F	$I_F = 20\text{mA}$	-	2.1	2.4	V
Reverse Current, (Per Dice)	I_R	$V_R = 5\text{V}$	-	-	10	μA
Peak Wavelength	λ_P	$I_F = 20\text{mA}$	-	650	-	nm
Dominant Wavelength	λ_D	$I_F = 20\text{mA}$	635	-	646	nm
Luminous Intensity	I_v	$I_F = 20\text{mA}$	0.7	3.95	7.0	mcd
Spectral Line Half-Bandwidth	$\Delta\lambda$	$I_F = 20\text{mA}$	-	20	-	nm



Opto Plus LED Corp.
0.40" SMD Type LED Display
OPS-AQ4020LR | OPS-AQ4020LR

- LR: BIN GRADE (Unit : mcd) 20mA

Deep Red	F	G	H
	0.7 – 2.8	2.9 – 5.0	5.1 – 7.0

- LR: HUE GRADE (λ_D : nm)

1	2	3
635.0 – 639.0	639.1 – 643.0	643.1 – 646.0

- AVAILABLE BIN / HUE TABLE

F1	F2	F3
G1	G2	G3
H1	H2	H3



Opto Plus LED Corp.

0.40'' SMD Type LED Display

OPS-AQ4020LR | OPS-AQ4020LR

● LR: DEEP RED (AlGaInP/GaAs) CURVE

Typical Electro-optical Characteristic Curves
(25 °C Free Air Temperature Unless Otherwise Specified)

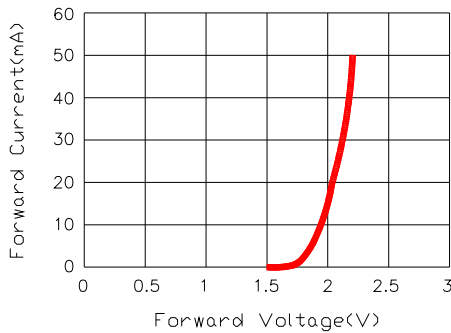


Fig.1 FORWARD CURRENT VS. FORWARD VOLTAGE

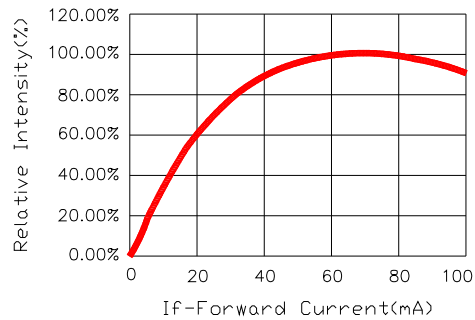


Fig.2 RELATIVE INTENSITY VS. FORWARD CURRENT

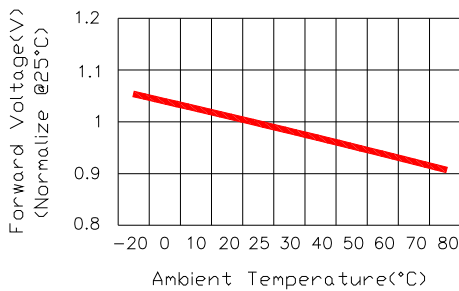


Fig.3 FORWARD VOLTAGE VS. TEMPERATURE

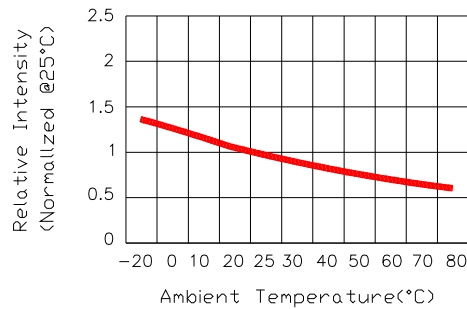


Fig.4 RELATIVE INTENSITY VS. TEMPERATURE

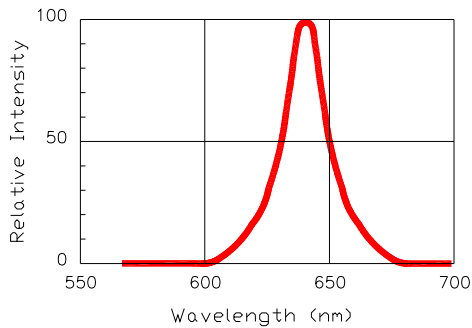


Fig.5 RELATIVE INTENSITY VS. WAVELENGTH

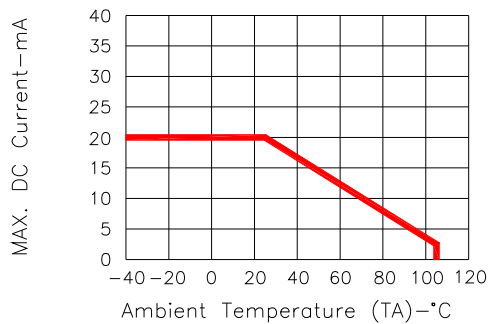


Fig.6 MAX. ALLOWABLE DC CURRENT VS. AMBIENT TEMPERATURE



Opto Plus LED Corp.

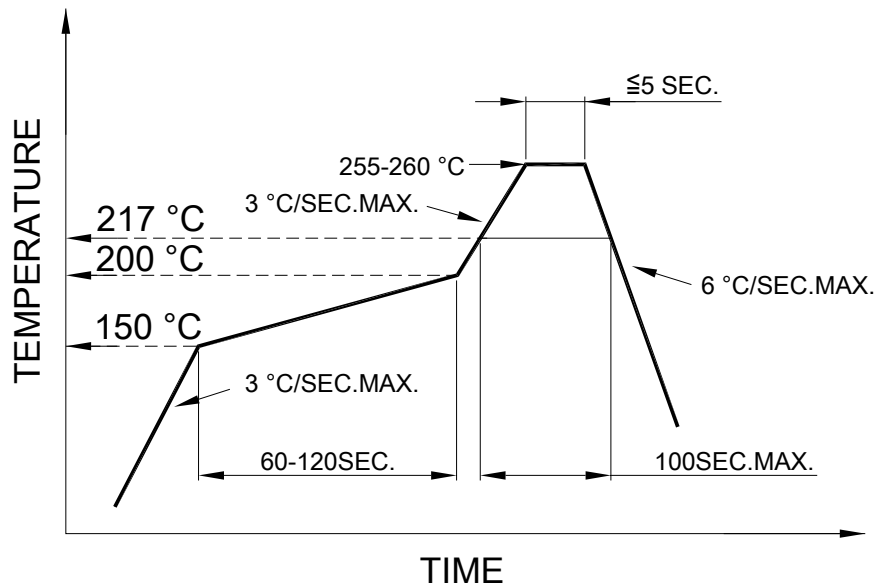
0.40" SMD Type LED Display

OPS-AQ4020LR | OPS-AQ4020LR

● SMT REFLOW SOLDERING INSTRUCTIONS

SMT Soldering Profile

Pb free reflow soldering Profile



- We recommend the reflow temperature 245°C (+/- 5°C).
The maximum soldering temperature should be limited to 260°C.
- Number of reflow process shall be 2 times or less.

● SOLDERING IRON

Basic spec is ≤ 4 sec when 260°C. If temperature is higher, time should be shorter (+10°C → 1 sec). Power dissipation of Iron should be smaller than 15W, and temperature should be controllable. Surface temperature of the device should be under 230°C.

● REWORK

- Customer must finish rework within 3 sec. under 350°C.
- The head of soldering iron cannot touch copper foil.