


www.opledtw.com

Opto Plus LED Corp.
0.40" SMD Type LED Display
OPS-AD4020SYG | OPS-AD4020SYG

● **EDIT HISTORY**

Version A: Jan. 06, 2021

Preliminary Spec.



www.opledtw.com

Opto Plus LED Corp.

0.40" SMD Type LED Display

OPS-AD4020SYG | OPS-AD4020SYG

● FEATURES

- 0.4 inch (10.16 mm) digit height.
- SMD type.
- Low current operation.
- RoHS Compliant, Pb Free.

● DESCRIPTION

The device are 0.4 inch (10.16 mm) height Dual digit 7-segment displays.

The device is Opto Plus LED Corp standard LED Display.

This device utilizes Super Bright Yellow Green LED chip which are made from AlGaInP on a transparent GaAs, substrate.

The device has face and segment option, please refer to **PRODUCT APPEARANCE**.

● DEVICE


PART NO.	DESCRIPTION
OPS-AD4020SYG-GW	Common Anode Gray face White segment
OPS-AD4021SYG-GW	Common Cathode Gray face White segment
OPS-AD4020SYG-BW	Common Anode Black face White segment
OPS-AD4021SYG-BW	Common Cathode Black face White segment

RoHS Compliance



Pb Free.





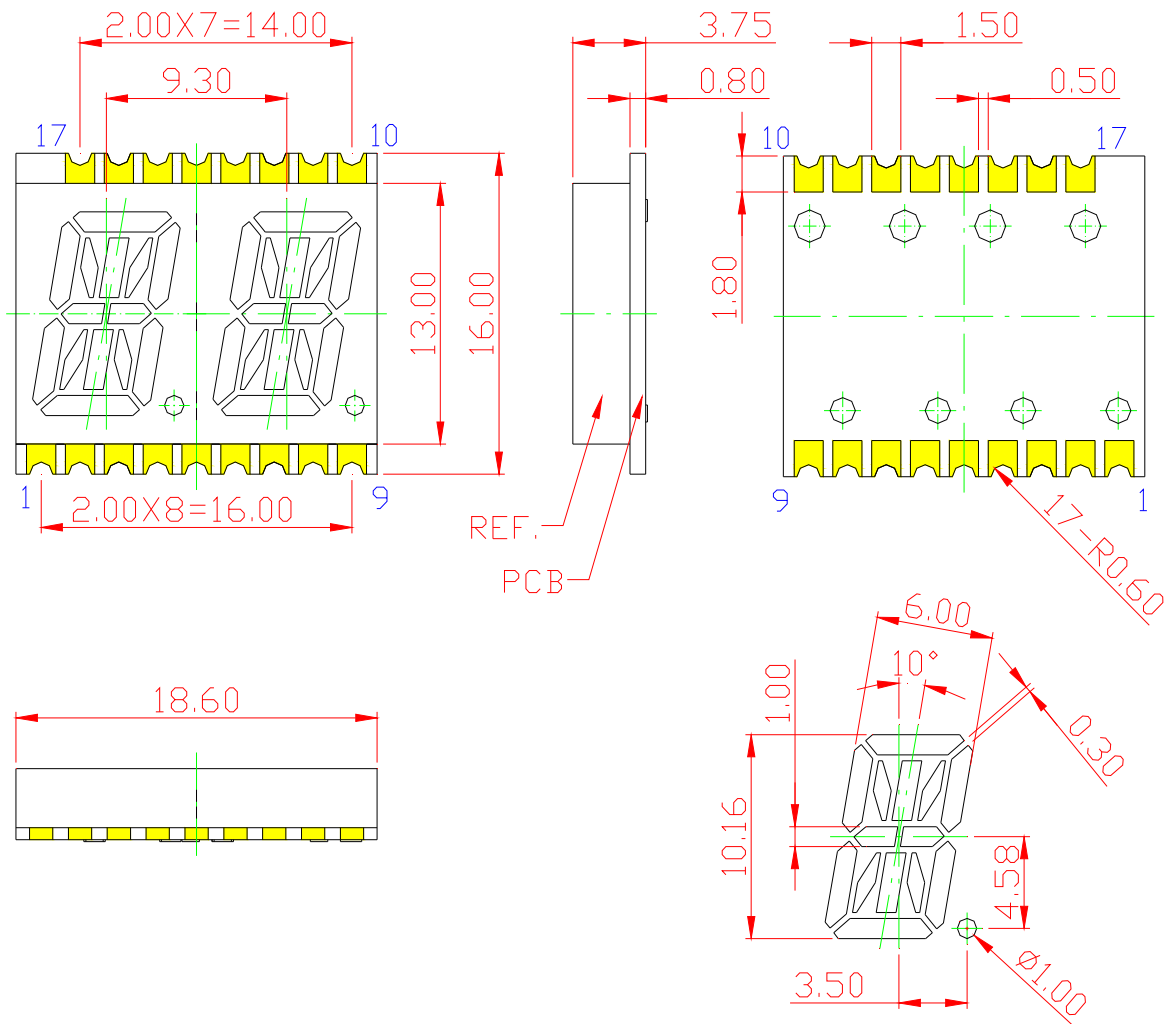
www.opledtw.com

Opto Plus LED Corp.

0.40" SMD Type LED Display

OPS-AD4020SYG | OPS-AD4020SYG


● MECHANICAL DIMENSIONS



NOTES: All dimensions are in millimeters. Tolerances are ± 0.25 mm unless otherwise noted.

Opto Plus LED Corp. 7F-3, No.496, Bannan Road, Zhonghe Dist., New Taipei City 235, Taiwan (R.O.C)
 Website: www.opledtw.com E-mail: sales@opledtw.com Tel: 886-2-2222-5698 Fax: 886-2-2222-2566

Disclaimer:
 Subject to change without notice



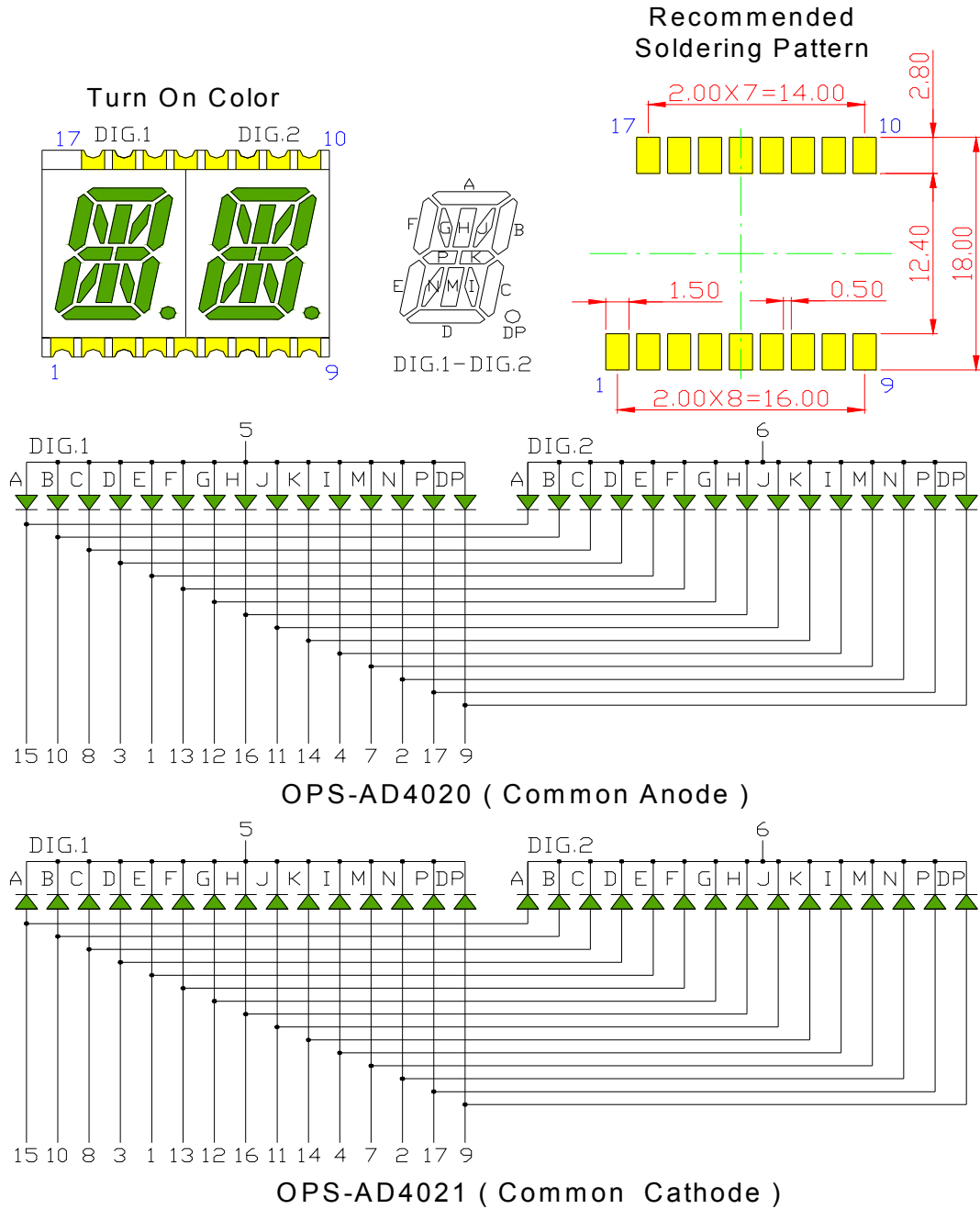
www.opledtw.com

Opto Plus LED Corp.

0.40'' SMD Type LED Display

OPS-AD4020SYG | OPS-AD4020SYG

● TYPICAL INTERNAL EQUIVALENT CIRCUIT



※EMITTED COLOR : SUPER BRIGHT YELLOW GREEN

Opto Plus LED Corp. 7F-3, No.496, Bannan Road, Zhonghe Dist., New Taipei City 235, Taiwan (R.O.C)
 Website: www.opledtw.com E-mail: sales@opledtw.com Tel: 886-2-2222-5698 Fax: 886-2-2222-2566

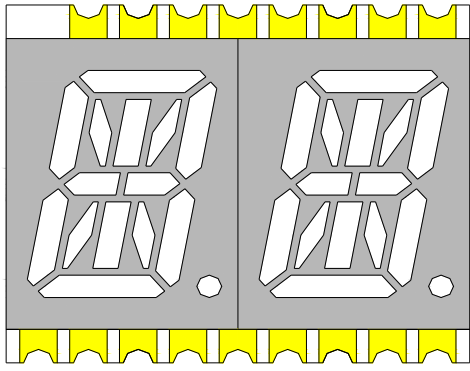
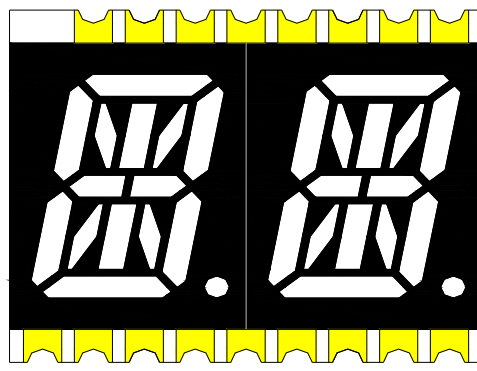
Disclaimer:
 Subject to change without notice



Opto Plus LED Corp.
0.40" SMD Type LED Display
OPS-AD4020SYG | OPS-AD4020SYG

● **PRODUCT APPEARANCE**


The most common reflector color and segment color are show in below diagram.

-GW	-BW
	
※ REFLECTOR COLOR: Gray ※ SEGMENT COLOR: White	※ REFLECTOR COLOR: Black ※ SEGMENT COLOR: White

Opto Plus can customize reflector and segment colors by customer's request. If you have these request please visit www.opledtw.com or contact sales@opledtw.com for more **Standard Product Customization** information.

Part NO. related to reflector and segment colors show as table below.

PART NO.	DESCRIPTION
OPS-AD4020SYG-GW	Common Anode Gray face White segment
OPS-AD4021SYG-GW	Common Cathode Gray face White segment
OPS-AD4020SYG-BW	Common Anode Black face White segment
OPS-AD4021SYG-BW	Common Cathode Black face White segment



www.opledtw.com

Opto Plus LED Corp. 0.40'' SMD Type LED Display OPS-AD4020SYG | OPS-AD4020SYG


● SYG: SUPER BRIGHT YELLOW GREEN (AlGaInP/GaAs)

ABSOLUTE MAXIMUM RATING AT Ta=25°C

Parameter	Symbol	Maximum Rating	Unit
Power dissipation	P_{AD}	48	mW
Continuous forward current	I_{AF}	20	mA
Peak current (duty cycle 1/10, 1kHz)	I_{PF}	40	mA
Reverse voltage	V_R	5	V
Operating temperature	T_{OPR}	-40 to +105	°C
Storage temperature	T_{STG}	-40 to +105	°C

ELECTRICAL - OPTICAL CHARACTERISTICS AT Ta=25°C

Characteristic	Symbol	Condition	Min.	Type.	Max.	Unit
Forward Voltage, (Per Dice)	V_F	$I_F = 20\text{mA}$	-	2.1	2.4	V
Reverse Current, (Per Dice)	I_R	$V_R = 5\text{V}$	-	-	10	μA
Dominant Wavelength	λ_D	$I_F = 20\text{mA}$	567	-	576	nm
Luminous Intensity	I_V	$I_F = 20\text{mA}$	3	9	15	mcd
Spectral Line Half-Bandwidth	$\Delta\lambda$	$I_F = 20\text{mA}$	-	20	-	nm



www.opledtw.com

Opto Plus LED Corp.
0.40” SMD Type LED Display
OPS-AD4020SYG | OPS-AD4020SYG

● **SYG: BIN GRADE (Unit : mcd) 20 mA**

Super Bright Yellow Green	I	J	K
	3.0 - 7.0	7.1 - 11.0	11.1 – 15.0

● **SYG: HUE GRADE (λD : nm)**

1	2	3
567.0 – 570.0	570.1 - 573.0	573.1 - 576.0

● **AVAILABLE BIN / HUE TABLE**

I1	J1	K1
I2	J2	K2
I3	J3	K3



Opto Plus LED Corp.

0.40" SMD Type LED Display

OPS-AD4020SYG | OPS-AD4020SYG

● SYG: SUPER BRIGHT YELLOW GREEN (AlGaInP/GaAs) CURVE

Typical Electro-optical Characteristic Curves
(25 °C Free Air Temperature Unless Otherwise Specified)

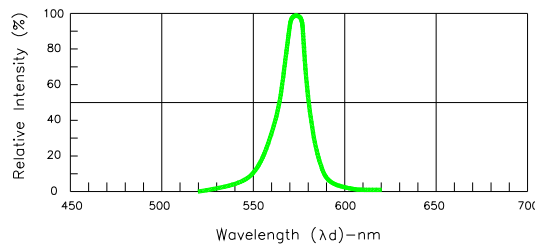


Fig.1-Relative Intensity VS. Wavelength

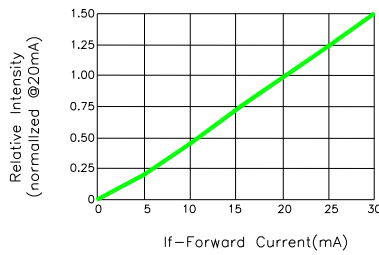


Fig.2-Relative Luminous Intensity vs. Forward Current

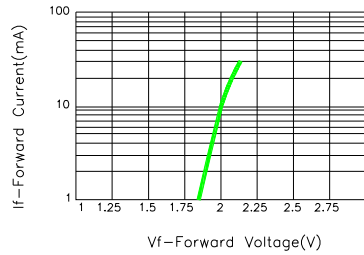


Fig.3-Forward Current vs. Forward Voltage

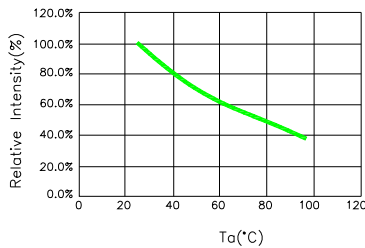


Fig.4-Relative Intensity(@20mA)VS. Ambient Temperature

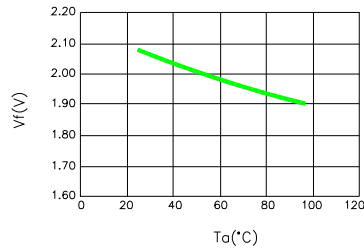


Fig.5-Forward Voltage(@20mA)VS. Ambient Temperature

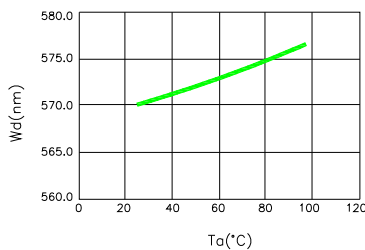


Fig.6-Dominant Wavelength(@20mA) VS. Ambient Temperature

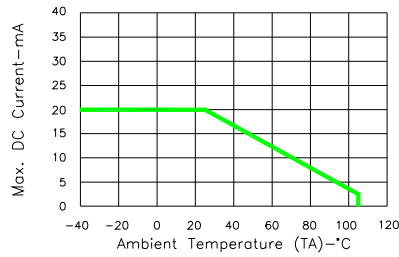


Fig.7-Max. Allowable DC Current VS. Ambient Temperature



Opto Plus LED Corp.

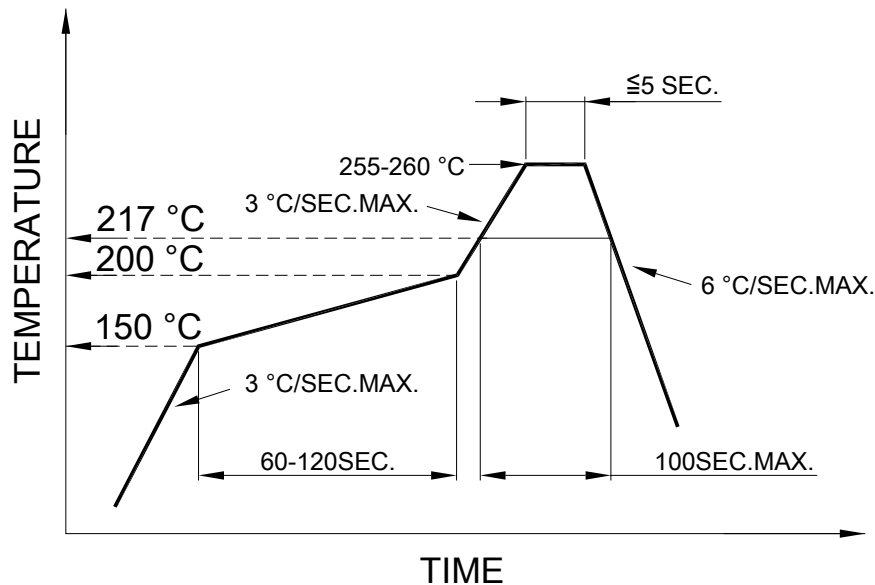
0.40" SMD Type LED Display

OPS-AD4020SYG | OPS-AD4020SYG

● SMT REFLOW SOLDERING INSTRUCTIONS

SMT Soldering Profile

Pb free reflow soldering Profile




- We recommend the reflow temperature 245°C (+/- 5°C).
The maximum soldering temperature should be limited to 260°C.
- Number of reflow process shall be 2 times or less.

● SOLDERING IRON

Basic spec is ≤ 4 sec when 260°C. If temperature is higher, time should be shorter (+10°C → 1 sec). Power dissipation of Iron should be smaller than 15W, and temperature should be controllable. Surface temperature of the device should be under 230°C.

● REWORK

- Customer must finish rework within 3 sec. under 350°C.
- The head of soldering iron cannot touch copper foil.



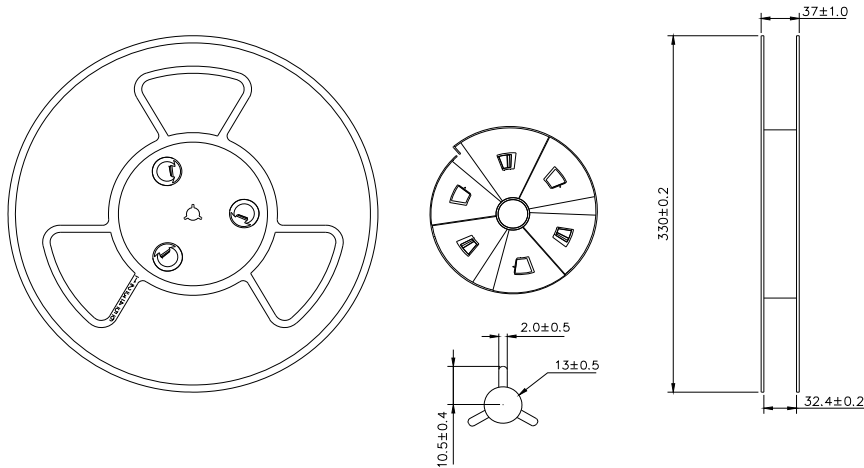
www.opledtw.com

Opto Plus LED Corp.

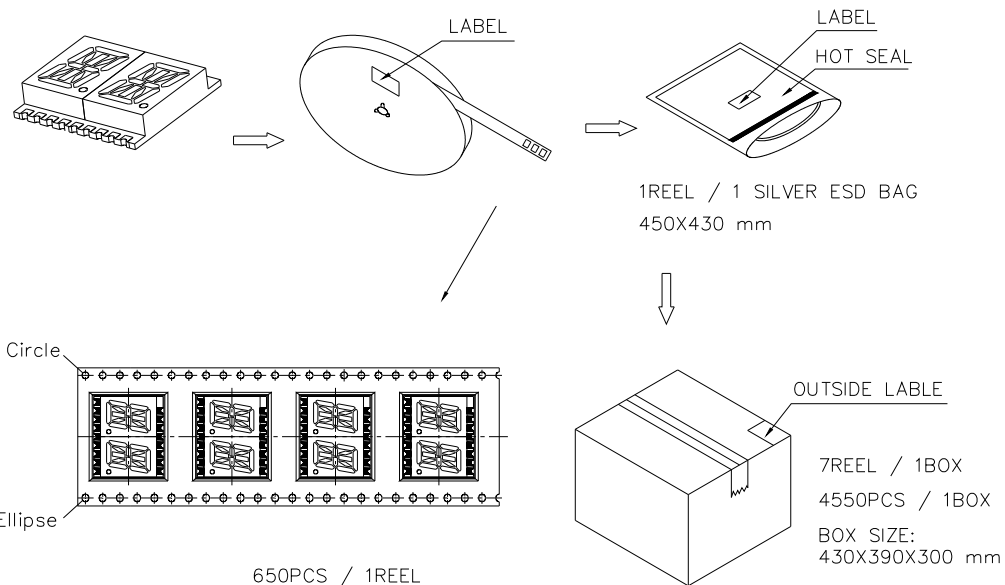
0.40" SMD Type LED Display

OPS-AD4020SYG | OPS-AD4020SYG

● REEL DIMENSIONS



● PACKING & LABEL SPECIFICATIONS



● STORAGE CONDITION

In factory original sealed bag package

TEMPERATURE CONDITION	HUMIDITY CONDITION
5°C ~ 30°C	Below 60%RH

After opened and not in factory original sealed bag package

TEMPERATURE CONDITION	HUMDITY CONDITION	STORAGE TIME
5°C ~ 30°C	Below 60%RH	Within 4 weeks (MSL as level 2a)